

KILOWATT

POLAR VORTEX

ARTICLE BY: SCOTT FROEMMING, CEO



It sounds kind of cool, maybe ominous, possibly mysterious or like something from the movie “Frozen”. (Not familiar with “Frozen”, if you’re my age, ask your granddaughters they’ll tell you all about it, probably while dressed as a princess singing “Let it Go”.)

I was curious, what is a polar vortex? I looked it up on the internet and got a lot of scientific words and explanations which meant little to me. The best I could glean from this information is that it’s cold air from the North Pole being dragged south. Apparently, that’s not unusual other than how far south it has dipped. As I recall, these big dips south were much more common in the 70’s and 80’s. The bottom line is that it’s another way of saying it’s darn coooooold!!

When it’s so cold we are all concerned with keeping our homes warm. In that regard I would like you to consider participating in one of our heating programs. First is Dual Fuel Heating which is a combination of conventional electric heat, as the main heat source, and non-electric or off-peak electric storage heat as a backup system. With the exception of off-peak electric storage, the backup heating system needs to be capable of heating your whole house during control periods. For allowing us to control your main heating system, during peak times, we provide you with a big discount on your electricity used for heating. Dual fuel provides you the security of a back-up heat

source and it can make good financial sense – check it out.


Second is our Off Peak Electric Thermal Storage (ETS) program which utilizes one of several forms of heat storage to take advantage of special low off-peak rates. ETS systems are guaranteed at least an 8 hour charge period each day (usually from 11:00pm to 7:00am). During the rest of the day the stored heat is available to heat the designated space. ETS systems can be for the whole house or for just one or two rooms. Some typical ETS systems are central off-peak storage furnaces, room storage units and under the slab cable or boiler systems. Again, we offer a very attractive rate on the electricity used by these systems plus there is 0% financing for up to 5 years for qualifying installations.

Both of these programs allow us to purchase electricity during times of the day when it is cheapest, typically after 9:00pm. We pass those savings on to you through the lower electricity rates mentioned above and everybody wins!

My conclusions: the Polar Vortex is cold (not cool), can be ominous if your furnace dies, is still scientifically mysterious to me and a perfect setting for “Frozen”. You don’t have to be “frozen” in your homes or Let (it) Go of your hard-earned cash if you take advantage of our Dual Fuel or Off Peak Electric Thermal Storage programs. Please call our office (800-551-4951) and ask for Robin and she’ll provide you with all the details on how you start saving with these programs.

Stay warm and happy Ground Hog Day!

You're at the heart of everything we do.



HAPPY VALENTINE'S DAY
FROM OUR CO-OP FAMILY TO YOURS!

KPC CLOSED MARCH 7TH

Kandiyohi Power Cooperative will be closed on March 7th, for an “All-Employee In-Service Day”! If you need to contact us for any reason, please call 1-800-551-4951.

SAVE THE DATE KPC ANNUAL MEETING APRIL 23, 2019

Little Crow Golf Event Center – New London
April 23rd, 2019
Doors open at 8:30 a.m.
Meeting at 9:00 a.m.
Brunch served 10:00-10:30 a.m.
You must RSVP to 1-800-551-4951 due to limited space.

995415001



LIKE
US ON
FACEBOOK

WWW.FACEBOOK.COM/KANDIYOHIPOWERCOOPERATIVE

SEVEN LOW-COST ENERGY TIPS FOR RENTERS

Here are seven low-cost efficiency tips that can help you reduce your energy bills.

1. Mind the thermostat. You might be able to trim your energy bill by carefully managing the temperature in your home. The Department of Energy suggests setting your thermostat to 68 degrees F on winter days. If that's too cool, try other ways to stay warm like layering with an extra sweater. You can save more energy by turning down the thermostat even lower at night or when no one is home. The same principle works in reverse during summer months. Just set the thermostat higher to reduce your energy use for air conditioning.

2. Go programmable. If you don't always remember to adjust your thermostat manually, you could benefit from a programmable model. In the right situation, set correctly, programmable thermostats can save \$150 a year. Some programmable thermostats can be managed from your smart phone or other devices. Before you purchase one, make sure your landlord approves.

3. Try zone heating. If you don't mind less-used rooms being colder, you might be able to save energy (and money!) by zone heating. Electric baseboards make it easy because they typically have thermostat settings on the units or in each room. Portable electric space heaters can also be a good tool for zone heating if they are used safely and wisely in the area you spend the most time. Keep in mind, if you're using space heaters, you'll need to reduce the heating you're supplying to the rest of the home. Space heaters that are used incor-

rectly can be dangerous and increase energy costs. If your heating system needs to be replaced, you can talk to your landlord about installing a mini-split system, which is perfect for zone heating and cooling, and easier to install than a new duct and furnace system.

4. Stop air leaks. Small gaps around windows, doors, wiring and plumbing penetrations can be major sources of energy loss. This problem can be alleviated with a little weather stripping and caulk, but you should check with your landlord before you get started. Better yet, convince the landlord to do the work!



A \$10 door draft stopper (also known as a "door snake") is a simple way to block gaps underneath exterior doors. Sealing air leaks around your home could shave up to one-fifth of your heating and cooling bills.

5. Manage your windows and window coverings. Your windows may be letting heat out during the winter and letting heat in during the summer. Window coverings like medium or heavy-weight curtains and thermal blinds can help. On cold winter days, window coverings can keep warmth inside and improve comfort. Opening window coverings when you're receiving direct sunlight is a 'passive solar' technique that can help cut your heating costs. You can also cover windows with clear plastic to reduce heat loss and air leaks.

During the summer, keep window coverings closed to block the sun and to keep windows from heating the cooler indoor air.

6. Look for energy wasters. There are also small steps you can take every day to reduce your energy use. Water heaters should be kept at the warm setting (120°F). Wash dishes and clothes on the most economical settings that will do the job and always wash full loads. Use the microwave instead of the oven when possible.



860098001

7. Landlords (and others) can help. Hopefully these tips will help you reduce your energy bills and increase your comfort but consider talking to your landlord about additional ways to save, like installing better insulation, energy efficient windows or heating systems. Many landlords make these types of investments to add appeal to their rental properties, which ultimately improve the value of the property. A home energy audit is the best way to identify areas for energy efficiency improvements. Contact your electric cooperative to see if they offer energy audits or if they can recommend someone local. An audit would be a great way to start a conversation with your landlord about potential improvements.



Keep your most precious valuables safe with Heartland Security.

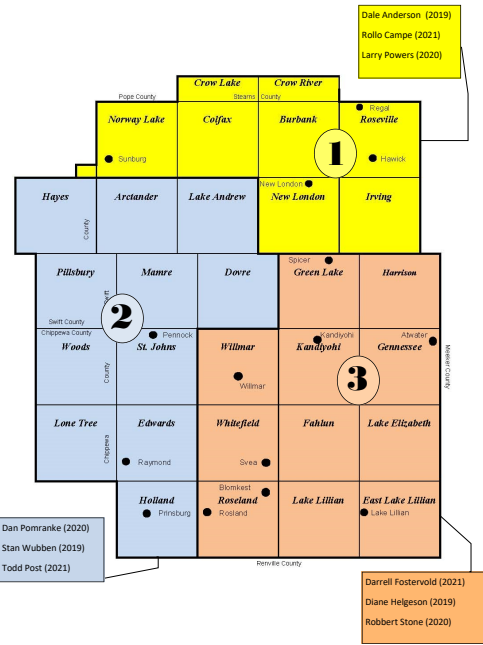
Our interactive security systems protect your home and family from intruders, carbon monoxide, fire, and other threats.

1-888-264-6380
heartlandss.com


Kandiyo Power Cooperative
Your Touchstone Energy Partner


Heartland Security

BOARD MEMBER DISTRICTS 2019



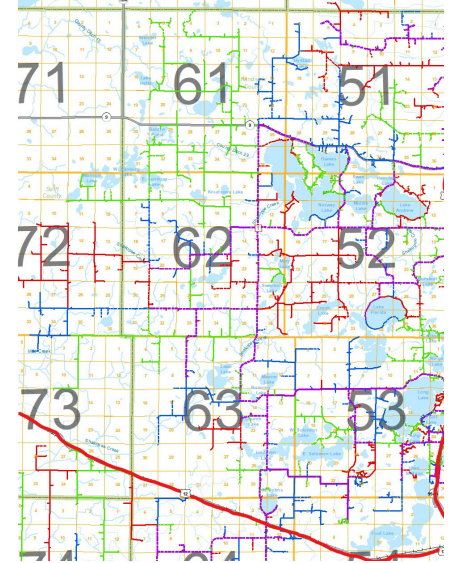
DIRECTOR FILINGS NOW OPEN FOR DISTRICTS #1, #2, & #3

Would you like to serve as a Director on the Kandiyohi Power Cooperative Board for your District? Please call Robin at 796-0987, email rryks@kpcoop.com or stop by our office and request a Director packet. These packets contain the cooperative's bylaws as well as the qualifications to become a Director. As a Board Director you will serve a 3-year term and must reside within the District you are filing in. Filings are due to the office by 4:00 p.m. on Monday, February 25, 2019. Election results will be announced at KPC's Annual Meeting, April 23, 2019.

TREE TRIMMING FOR 2019

The townships are:

- Colfax
 - Lake Andrew
 - Dovre
 - Part of Willmar
 - Norway Lake
 - Arcander
 - Mamre
 - A corner of St. Johns
 - Kerkhoven
 - Hayes
 - Half of Pillsbury
- 255222001



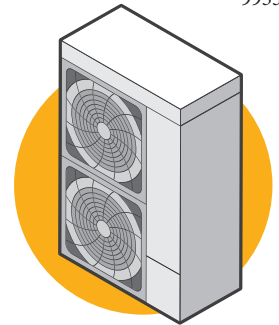
Types of Heat Pumps

There are three main types of heat pump systems. Use the information below to determine the system that's best suited for your climate and home.

995310001

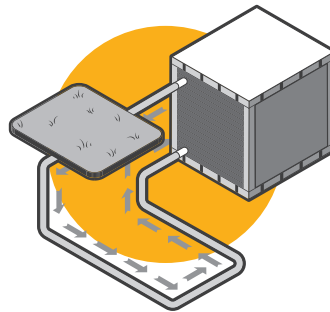
Air-Source Heat Pumps

- Most commonly used heat pumps
 - Moves heat rather than converting it from a fuel like combustion heating systems do
 - Can reduce heating costs by about 50 percent when compared to baseboard heaters or electric furnaces
 - Newer, more efficient systems now represent a legitimate space heating alternative in colder regions like the Northeast and Midwest.
- Note:** If temperatures in your area drop below 10 to 25 F, you will need an auxiliary heating system (depending on the size of the system).



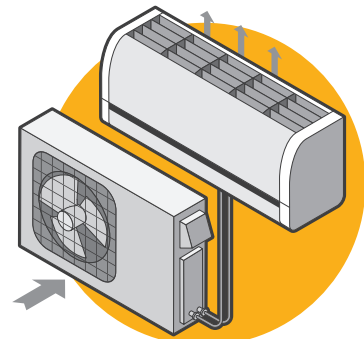
Geothermal Heat Pumps

- More expensive to install but provide more energy savings for heating and cooling
- Move heat through pipes buried underground
- When compared to a conventional heating system, can reduce energy use by 25 to 50 percent
- Effective in extreme climates
- Not ideal for smaller lots and certain soil conditions



Ductless Mini-Split Heat Pumps

- Easier to install, quiet, small in size
- Flexible for heating and cooling individual rooms and smaller spaces
- No energy loss through ductwork, which accounts for more than 30 percent of a home's energy use for space heating/cooling.
- Installation can be pricey, but federal incentives may be available



Heat pump systems should be installed by a licensed professional. Contact your local electric cooperative for more information about options and potential incentives.

KILOWATT CREDIT SCORECARD

Win a credit on your next bill.

Account numbers used are 9 digits, as appearing on your monthly bill. If you find your account number in this KILOWATT, please notify us by the 4th to claim your credit.

We will credit your bill. Do not deduct the amount from your bill; pay as usual. No one claimed their account numbers in the last issue. Each account number is worth \$5.00.



Kandiyohi Power Cooperative

8605 47th Street NE, Spicer, MN 56288
www.kpcoop.com

Office Hours: Mon.-Fri. 7:30am – 4pm

Phone: 1-800-551-4951

Fax: 320-796-0620

Tom McCormick

Electric Inspector: 320-221-2809

Drop boxes available for your convenience at Cash Wise and headquarters building near flag pole.

MANAGEMENT STAFF

Scott Froemming, CEO
Anthony Stern, CFO
Diane Maurice, Marketing/Customer Service
Ryan Nelson, Engineering
Scott Luberts, Line Superintendent

BOARD OF DIRECTORS:


Dale Anderson, Chair- 320-894-1687	District 1
Rollo Campe- 320-894-1601	1
Larry Powers- 320-212-7960	1
Dan Pomranke- 320-894-7113	2
Todd Post- 320-212-1119	2
Stan Wubben, Secretary- 320-905-8325	2
Darrell Fostervold, VC- 320-212-4824	3
Diane Helgeson- 320-220-3745	3
Robbert Stone- 320-894-8867	3

KILOWATT STAFF:

Robin Ryks, Editor



CALL BEFORE YOU DIG!!!
www.gopherstateonecall.org
1-800-252-1166

24-HOUR OUTAGE NUMBER


When your lights go out, so do we.

Call us if your power goes out even if you think your neighbors already did. Leave one light on so you know when power has been restored and make sure you have an emergency kit ready.

1-800-551-4951

ELECTRIFYING WORD SEARCH!

Can you find the words associated with electricity in the puzzle below? Use the word bank if you need a hint!



119592001



Word Bank

- | | |
|-------------|---------|
| ELECTRICITY | POWER |
| CIRCUIT | SWITCH |
| WATTS | VOLTAGE |
| CURRENT | BULB |
| WIRES | CHARGE |

